



for



iPhone & iPad

eMagazines

Zinio for Apple devices

Zinio

Access the library's collection of eMagazines with Zinio for Libraries. Download eMagazines straight away, to keep as long as you want, with no limit to the number you can have.

This Zinio guide is specific to Apple devices.

Before you begin

To use the Zinio for Libraries app you will need:

- An Apple iPhone, iPad or iPod Touch running the latest version of iOS
- Your Apple ID
- Your library card number
- An email address



Contents

What is Zinio?

Create a Zinio account

Browse the collection

Checkout a magazine

Download the Zinio for Libraries app

Log in to Zinio for Libraries

Download a magazine

Read a magazine

Bookmarks

Visual table of contents and view bookmarks

Questions?

What is Zinio?

Zinio provides access to full colour, interactive digital magazines. As a member of Griffith City Library you have access to the South-West Zone Digital Library's collection of close to 500 titles. The collection includes titles from Australia, the US and UK with new issues often available at the same time as the print edition. Magazines can be downloaded straight away, to keep as long as you want, with no limit to the number you can have. When using a mobile Apple device you will need to use both:

- The Zinio website to browse the collection and choose your magazines
- The Zinio for Libraries app to download and read your magazines

Create a Zinio account

Start on the Home Screen of your Apple device:

- Tap **Safari**
- Type **www.wrl.nsw.gov.au** in the **address bar**
- Tap The **Zinio logo**
- Tap **Create New Account**
- Type **Your library card number** in the **Card number** text box
- Tap **Next**
- Type Your **First Name**, **Last Name**, **Email address**, and a **Password** (must be 7 characters or more and include both letters and numbers) in the corresponding text boxes
- Tap **Create Account**

South-West Zone Digital Library

Login
Create New Account


Welcome to ZINIO, brought to you by the South West Zone Digital Library

Zinio Magazine Collection


All Genres

All Languages


1
2
3
4
5
6
7
Next >>




Astronomy



Australian Knitting



Reader's Digest Internat...



Popular Science Australia

1. Tap Create New Account

Create New Account ✕

Already have an account? [Login](#)

Enter your library card number or barcode

Card number:

2. Type your library card number then tap Next

Create New Account

Already have an account? [Login](#)

First Name:

Last Name:

Email:

Password:

Confirm Password:

Create Account

3. Type your first name, last name, email address, and a seven digit password containing both letters and numbers. Then tap Create Account.

By creating an account, I agree to the site's [Terms of Use](#)

Browse the collection

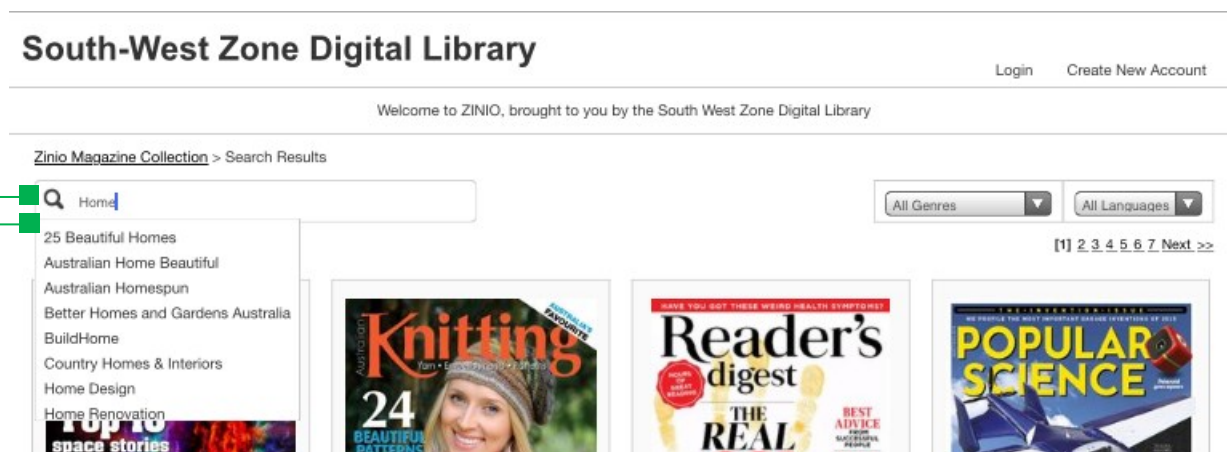
The home page displays a variety of titles which you can browse, or you can search titles a number of ways.

Search by title keyword

- Tap The **Search** text box in the top left corner
- Type A **title word** and a list of suggestions will appear beneath the word you have typed
- Tap **Return** on your **keyboard** to view all of the suggestions; or,
- Tap A **title** in the list to view only that title

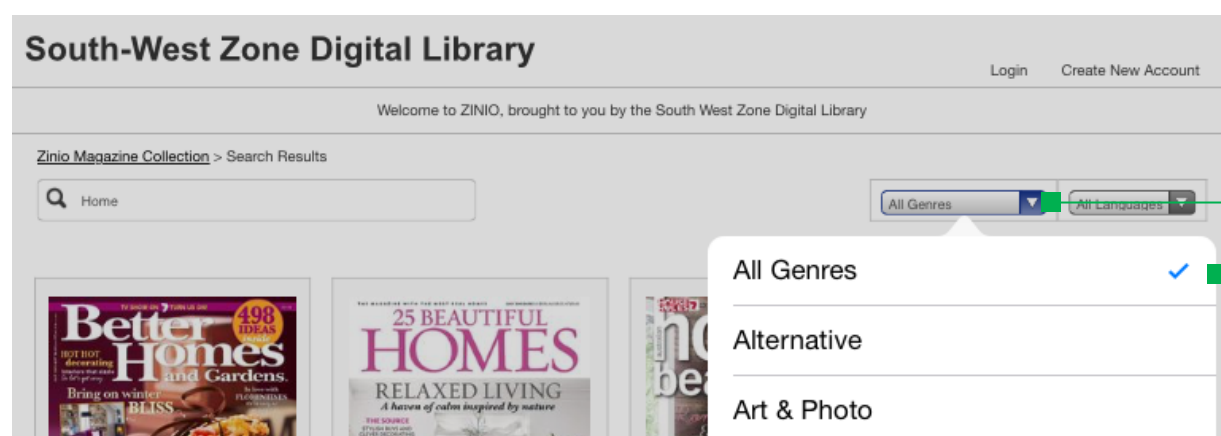
Type a title word in the Search text box

A list of suggestions will appear underneath



Search by genre

- Tap The **All Genres drop down box** in the top right corner to view a list of genres
- Tap A **genre** to view titles
- Tap **Next** or the **page numbers** at the top or bottom of the screen to scroll through the pages



Tap the All Genres drop down box

A list of genres will appear underneath

Checkout a magazine

When you have found a magazine that you would like:

- Tap The **Cover image** to view available issues. By default the latest issue appears at the top, back issues are listed beneath
- Tap **Email me when the next issue is available** if you are interested
- Tap **Checkout** to get the latest issue; or tap the **Cover image** of the back issue you would like followed by **Complete checkout**
- Tap **Keep browsing** to look for more magazines

If using a mobile device you are unable to start reading straight away. You will need to download the app.

Download Zinio for Libraries from the App Store

Start on the Home Screen of your Apple device:

- Tap **App Store**
- Type **Zinio for Libraries** in the **Search Box**
- Tap **GET** next to **Zinio for Libraries**
- Tap **Install**
- Type Your **Apple ID password** if prompted
- Wait For the app to download
- Tap **Open**

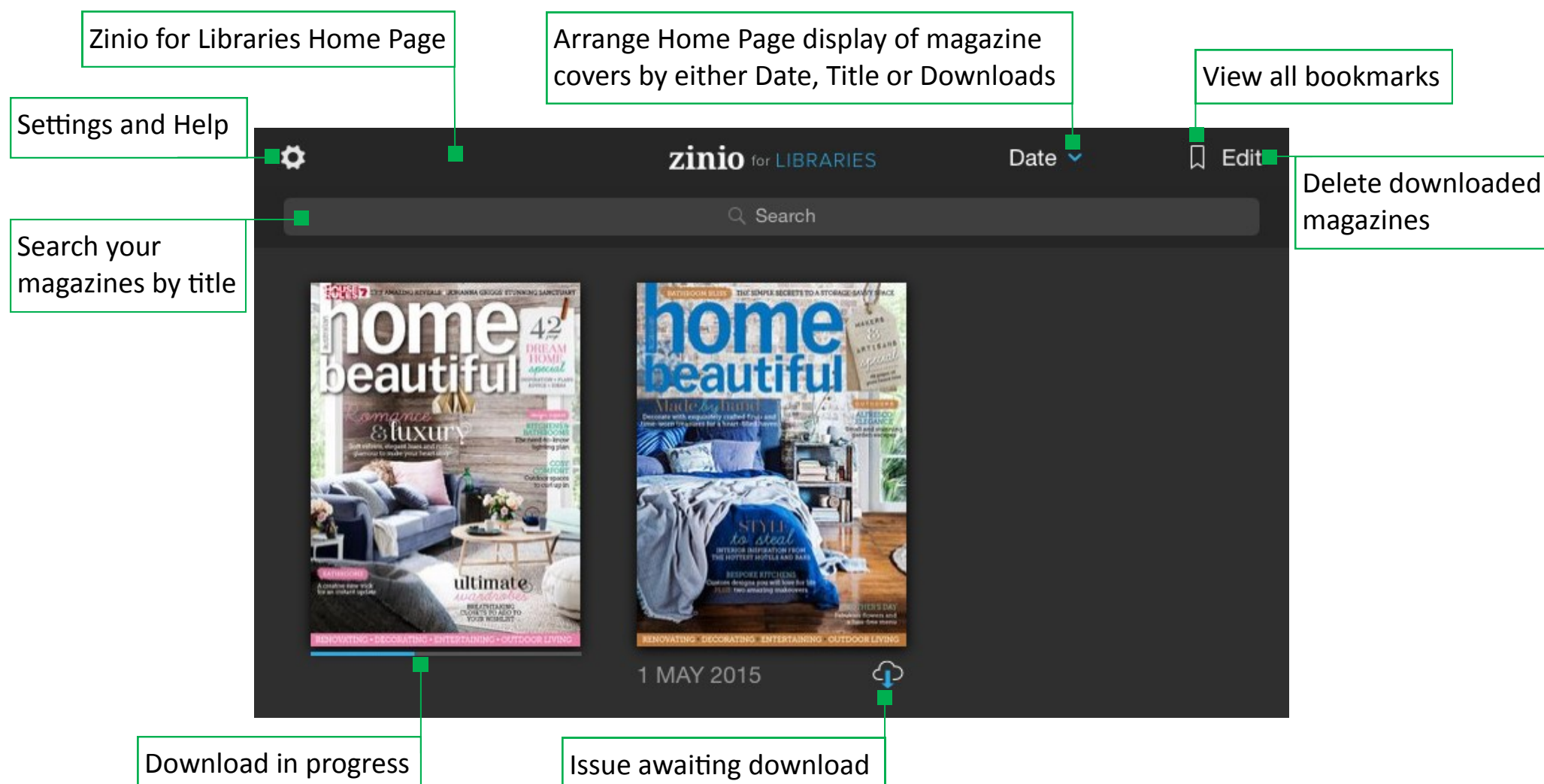


Log in to Zinio for Libraries

You are only required to log in the first time you use the Zinio for Libraries app. Once you have logged in the app will remember your details and you will not have to do it again.

- Tap **Log in**
- Tap **Australia**
- Tap **New South Wales**
- Scroll Through the list of libraries
- Tap **South-West Zone Digital Library**
- Type Your **Email Address** and a **Password** (must be 7 characters or more and include both letters and numbers) in the corresponding text boxes
- Tap **Submit**

The app will open to the Home Page which lists the magazines that you have checked out online.



Download a magazine

On the Zinio for Libraries Home Page magazines awaiting download are indicated by a cloud icon 

If magazines you have checked out do not appear on the Home Page you will need to Sync Library:

- Tap The **Settings and Help** icon 
- Tap **Sync Library**
- Tap **Close**  to return to the Home Page which should now display all your magazines

To download a magazine:

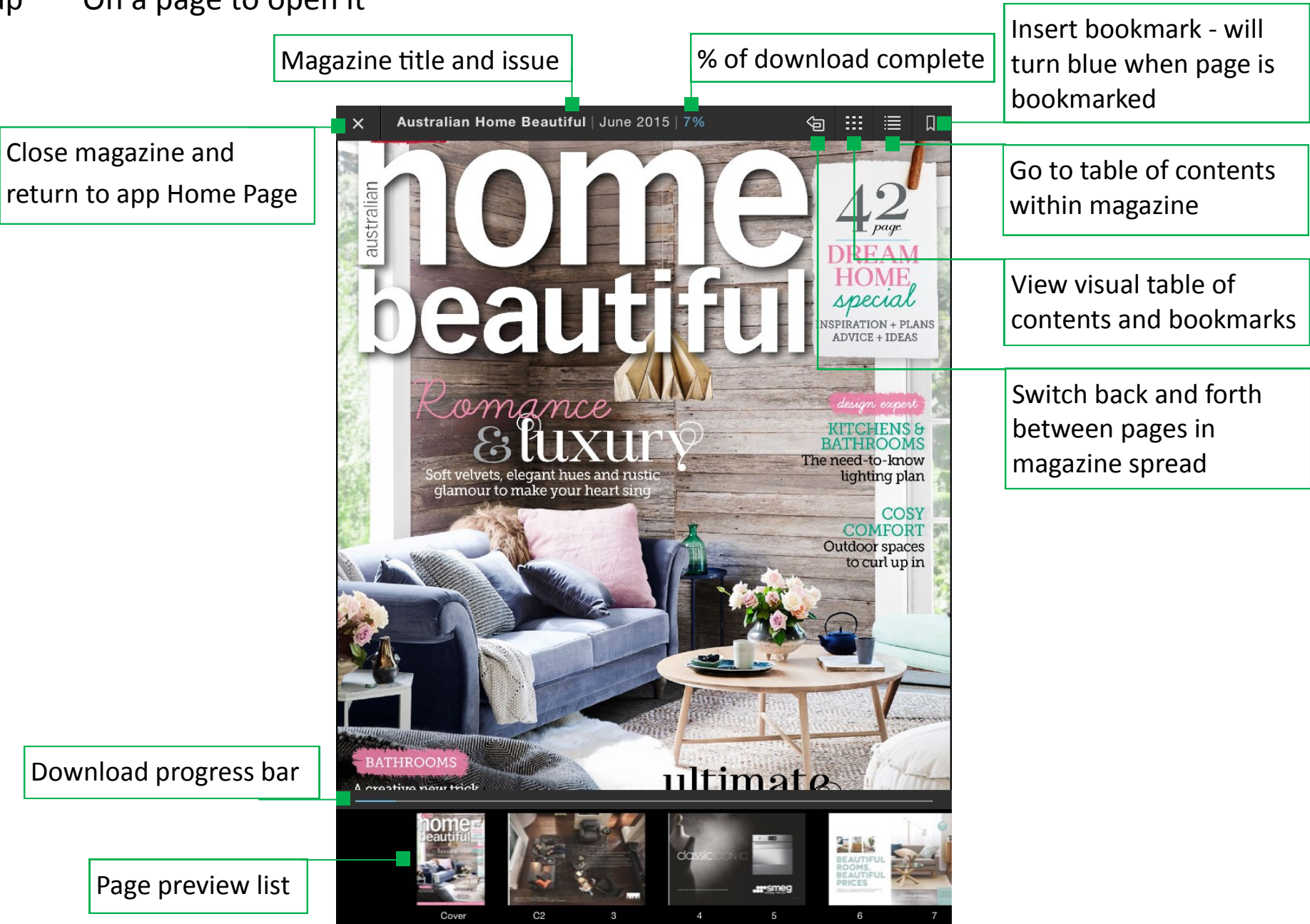
- Tap The **cover image**. The magazine will open and a blue download progress bar will appear at the bottom of the screen. Pages will download in order so you can start reading as soon as the first pages are ready.

The time it takes to download a magazine depends on your internet speed and the size of the magazine. Zinio magazines are generally between 50MB and 300MB.

Read a magazine



From the Zinio for Libraries Home Page:

- Tap The **cover image**
- Swipe The screen to **turn the page**
- Tap The page to show (or hide) the **menu options** at the top and bottom of the page
- Scroll Through the **page preview list** at the bottom of the screen and
- Tap On a page to open it





Bookmarks

You can insert your own bookmarks while reading:

- Tap The centre of the screen to hide the menu options at the top and bottom of the page
- Tap The **bookmark** icon  in the top menu bar. The icon will turn blue  when a page is bookmarked

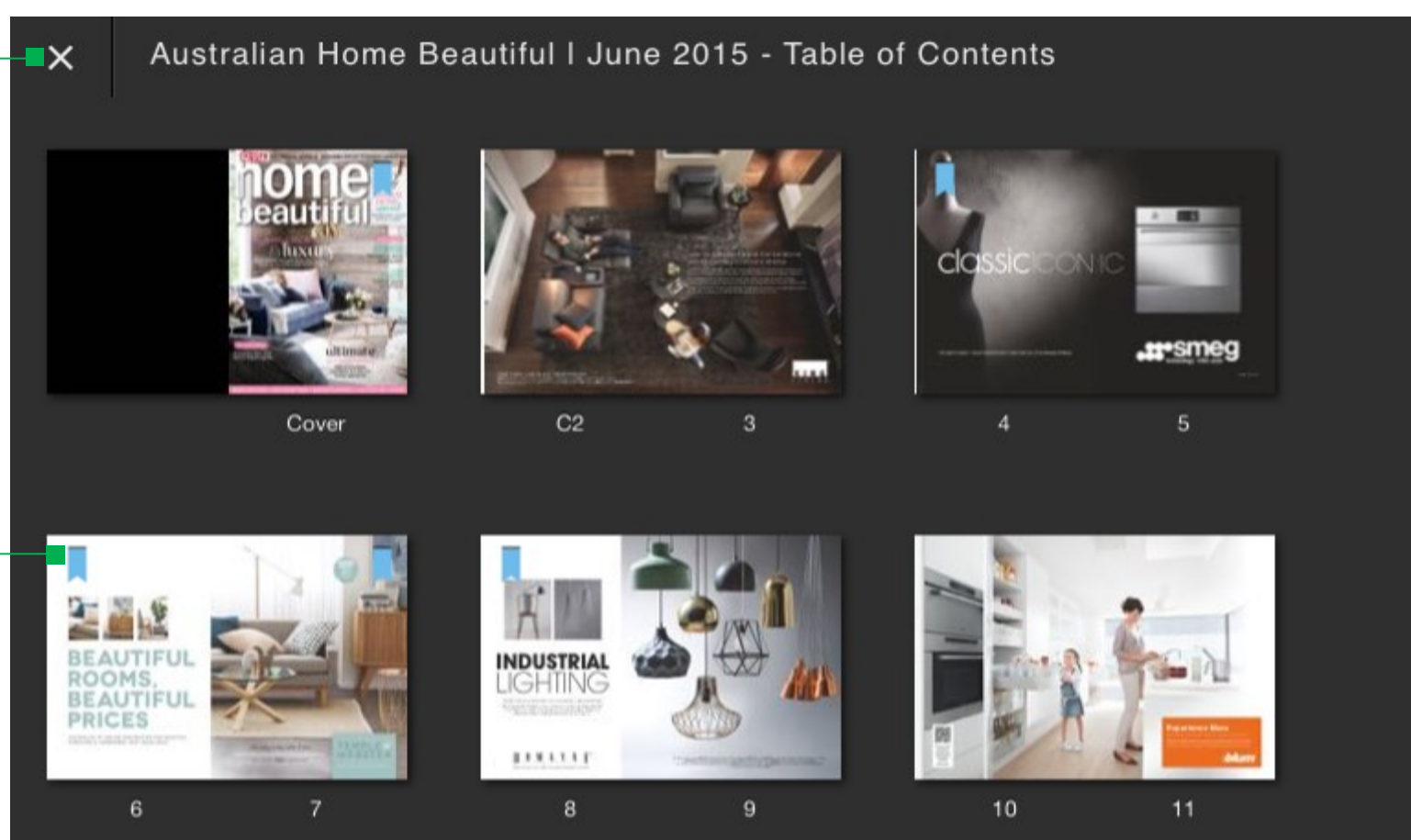
Visual table of contents and view bookmarks

To view a larger version of the page preview list:

- Tap The centre of the screen to show the menu options at the top and bottom of the page
- Tap The **visual table of contents** icon  in the top menu bar. Bookmarked pages will have a blue **bookmark**  in the top corner
- Tap A page to view that page in full screen

Close table of contents and return to magazine

Bookmarked page



Questions?

If have any questions or experience problems using Zinio Griffith City Library staff are always available to help.

Phone 6962 8300

Visit 233-237 Banna Ave, Griffith NSW 2680

Email library@griffith.nsw.gov.au

Facebook Griffith Library

Griffith City Library

233-237 Banna Ave

02 6962 8300

library@griffith.nsw.gov.au

www.wrl.nsw.gov.au

wrl.eventbrite.com.au



Find us on:

