



for



iPhone & iPad

eBooks & eAudiobooks

BorrowBox for Apple devices

BorrowBox

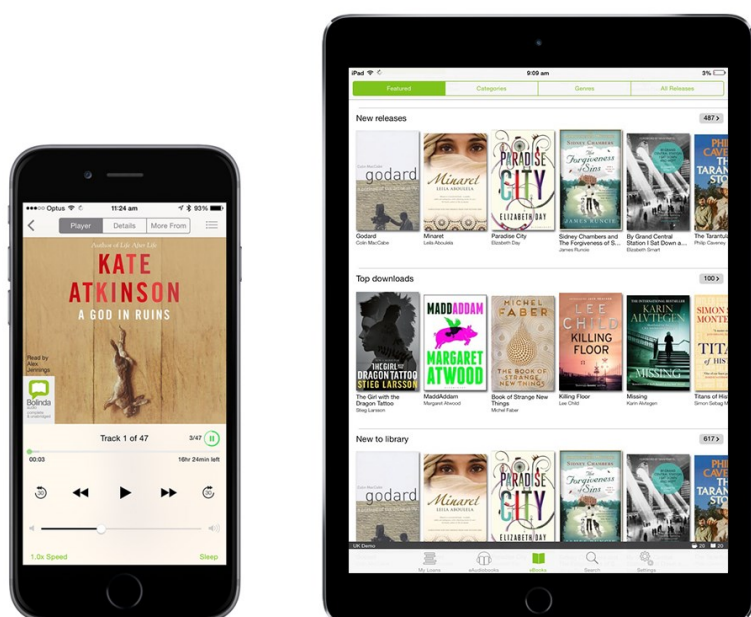
Search, borrow, read/listen to the library's collection of eBooks and eAudiobooks with the BorrowBox app.

This BorrowBox guide is specific to Apple devices.

Before you begin

To use the BorrowBox app you will need:

- An Apple iPhone or iPad running the latest version of iOS
- Your Apple ID
- Your library card number and birthdate



Contents

Download BorrowBox

Sign in

Icons overview

My Loans page

Search for a particular title/author

Browse eAudiobooks/eBooks

Borrow an eAudiobook

Listen to an eAudiobook

Borrow an eBook

Read an eBook

Bookmarks

Dictionary

Questions?

Download BorrowBox from the App Store

Start on the Home Screen of your Apple device:

- Tap **App Store**
- Type **BorrowBox** in the **Search Box**
- Tap **GET** next to **BorrowBox Library**
- Wait For the app to download
- Tap **Open**



App Store icon

Sign in

You are only required to sign in the first time you use BorrowBox. Once you have signed in the app will remember your details and you will not have to do it again.

- Type **Western Riverina Libraries** in the **Library** text box
- Type Your **library card number** in the **ID/Barcode** text box
- Type Your full **birthday** (DDMMYYYY) in the **PIN/Password** text box
- Tap **Sign in**
- Tap **Agree to the Terms and Conditions**

Icons overview



My Loans page: view your loans, reserves, and loan history.



eAudiobooks icon: an open book with headphones.




eBooks icon: an open book.



Search: search for a specific author or title.



Settings: access your account details and terms and conditions.



Borrow - Green means an item is available for loan.

Reserve - Orange means an item is on loan but you can reserve it. You will be notified when it is available to download.

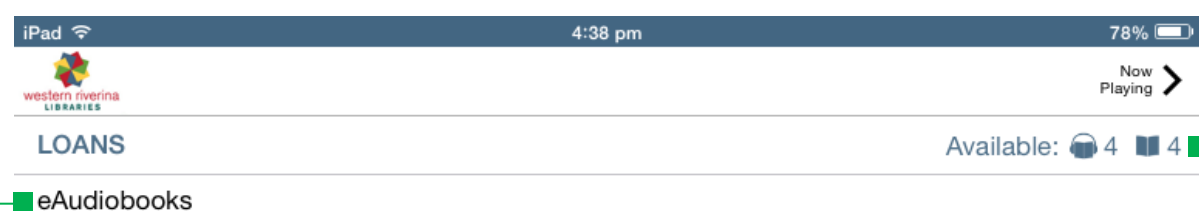


Available (white) - Display available items only is OFF.

Available (green) - Display available items only is ON.

My Loans page

eAudiobook loans



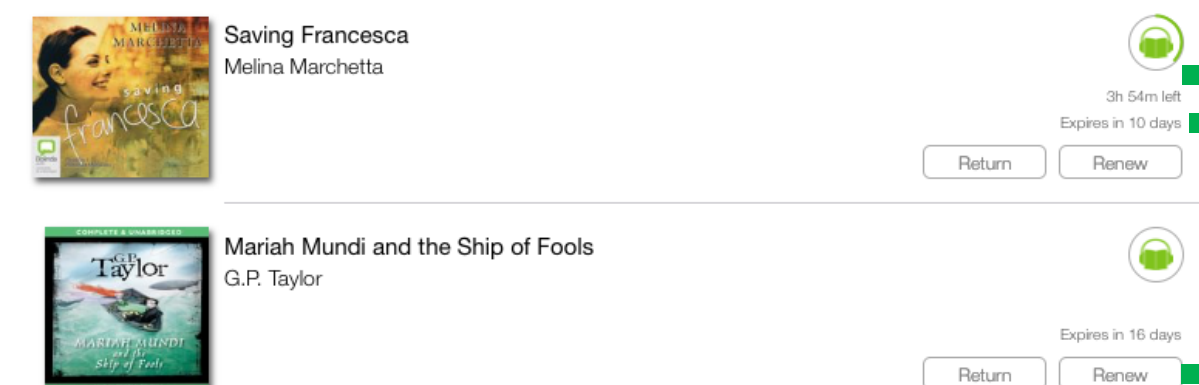
You can have 6 eAudiobooks and 6 eBooks on loan or reserve at any one time

Your listening progress through an eAudiobook

Loan time remaining

Renew your loan for another month

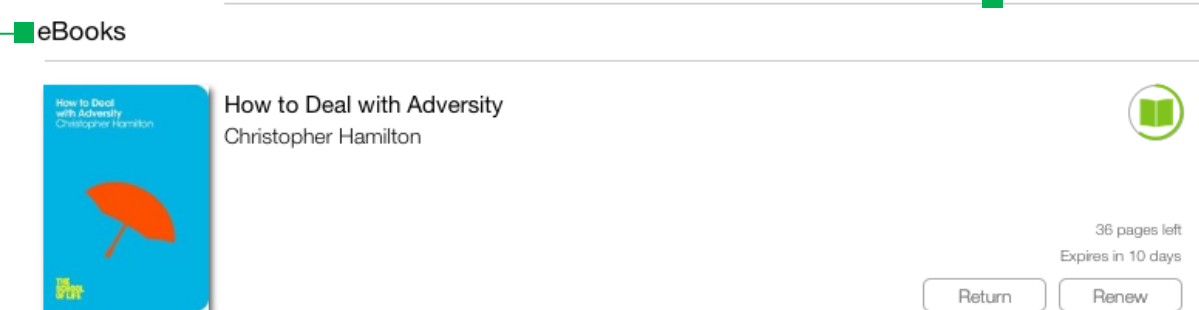
eBook loans



Return an item early to immediately borrow more

Your reading progress through an eBook

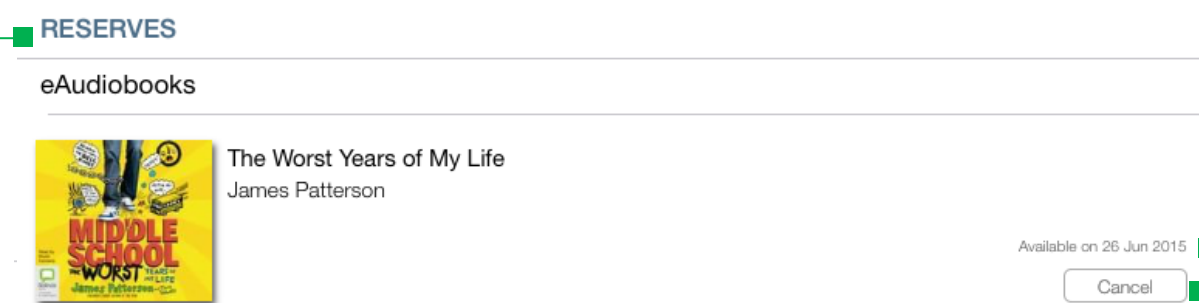
Items on reserve



Date your reserve becomes available for loan

Cancel reserve

Your loan history



Loans/reserves remaining

Base Menu Bar - Navigate to the My Loans page, browse eAudiobooks, browse eBooks, Search titles, and account Settings

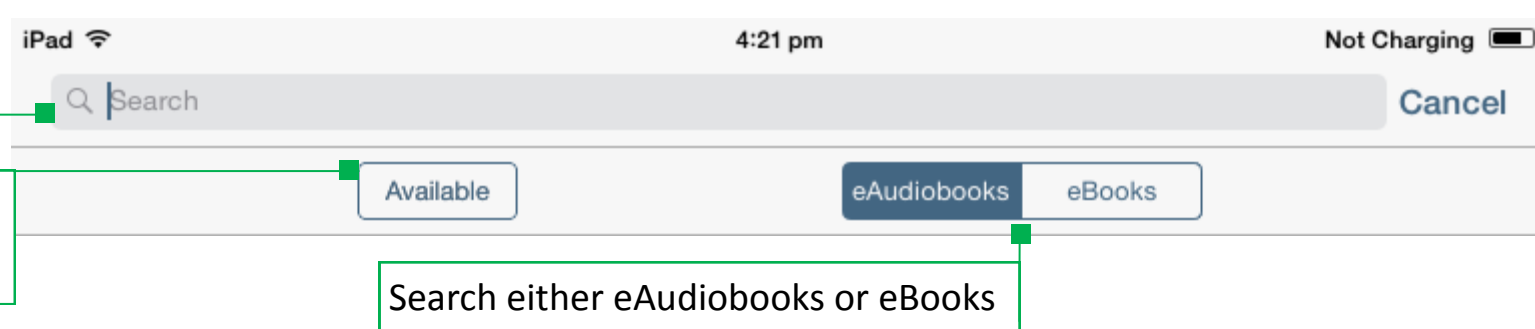
Search for a particular title/author

Use Search to find a particular title or author:

- Tap **Search** in the **Base Menu Bar**
- Tap Either **eAudiobooks** or **eBooks**
- Tap **Available** if you want to limit the Search to available items only
- Tap The **Search text box**
- Type The title or author you are searching for

Search text box

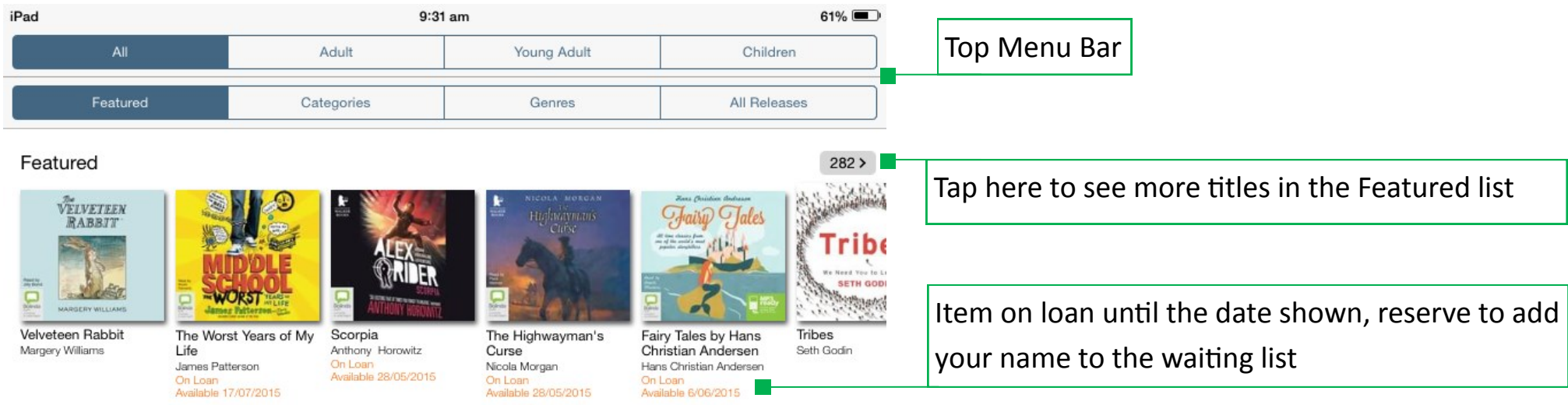
Limit results to available items only (OFF)



Search either eAudiobooks or eBooks

Browse eAudiobooks/eBooks

- Tap The **eAudiobook** or **eBook** icon in the **Base Menu Bar** to browse titles
- Scroll Through the preview lists, or
- Tap Through the **Top Menu Bar** to browse the collection





Borrow an eAudiobook

When you have found an eAudiobook you would like to borrow:

- Tap The **cover image**
- Tap **Borrow**
- Tap **Confirm loan**
- Tap Either **Listen now** or **Keep browsing**



If you choose **Listen now**:

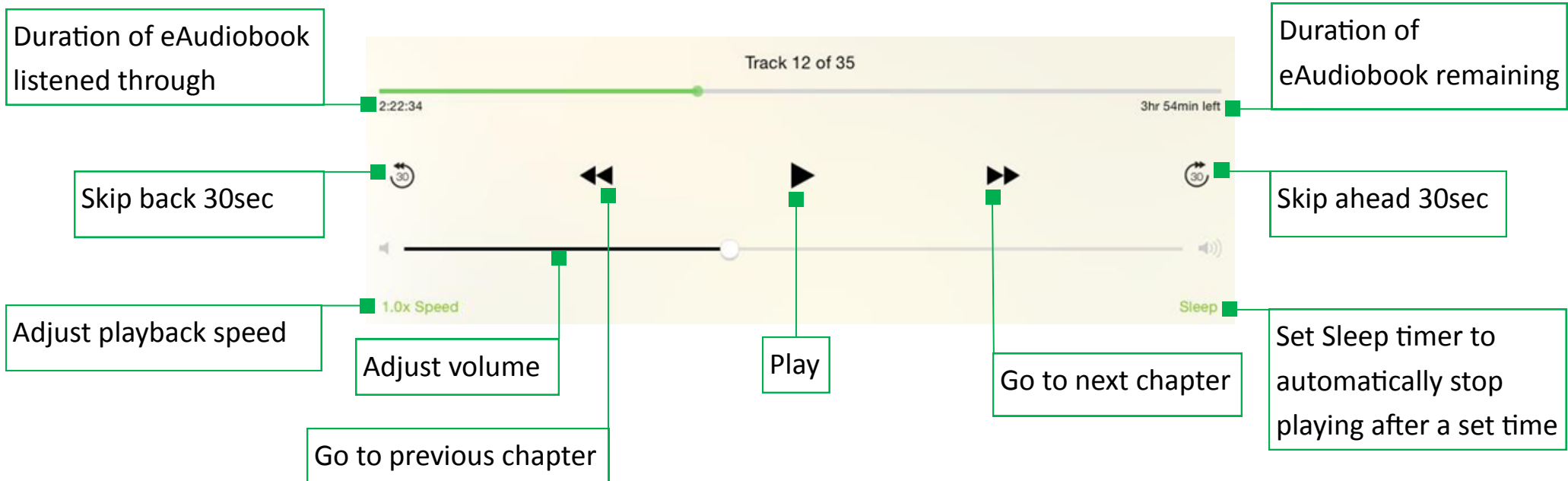
- Tap  to **Download complete eAudiobook**, or
- Tap  to **Download single tracks**

If you choose **Keep browsing** you can download the eAudiobook later from the **My Loans** page.

Listen to an eAudiobook

From the **My Loans** page:

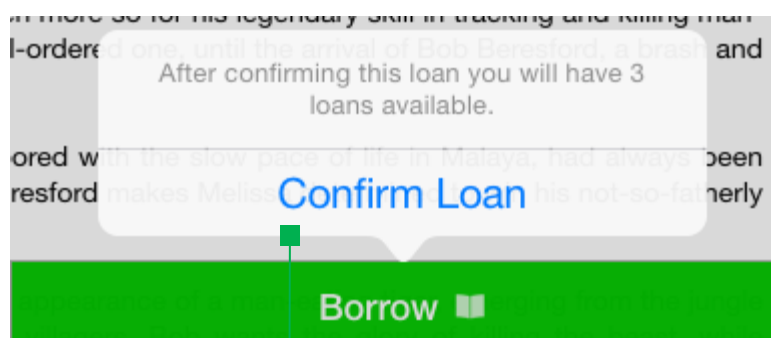
- Tap The **cover image**
- Tap **Play**  to start or resume where you last finished listening, or
- Tap  to choose a particular chapter to listen to



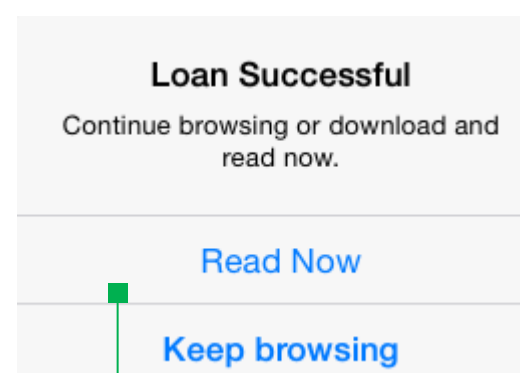
Borrow an eBook

When you have found an eBook you would like to borrow:

- Tap The **cover image**
- Tap **Borrow**
- Tap **Confirm loan**
- Tap **Read now** and the eBook will download and open, or
- Tap **Keep browsing** to download your eBook later from the **My Loans** page



Borrow and Confirm Loan



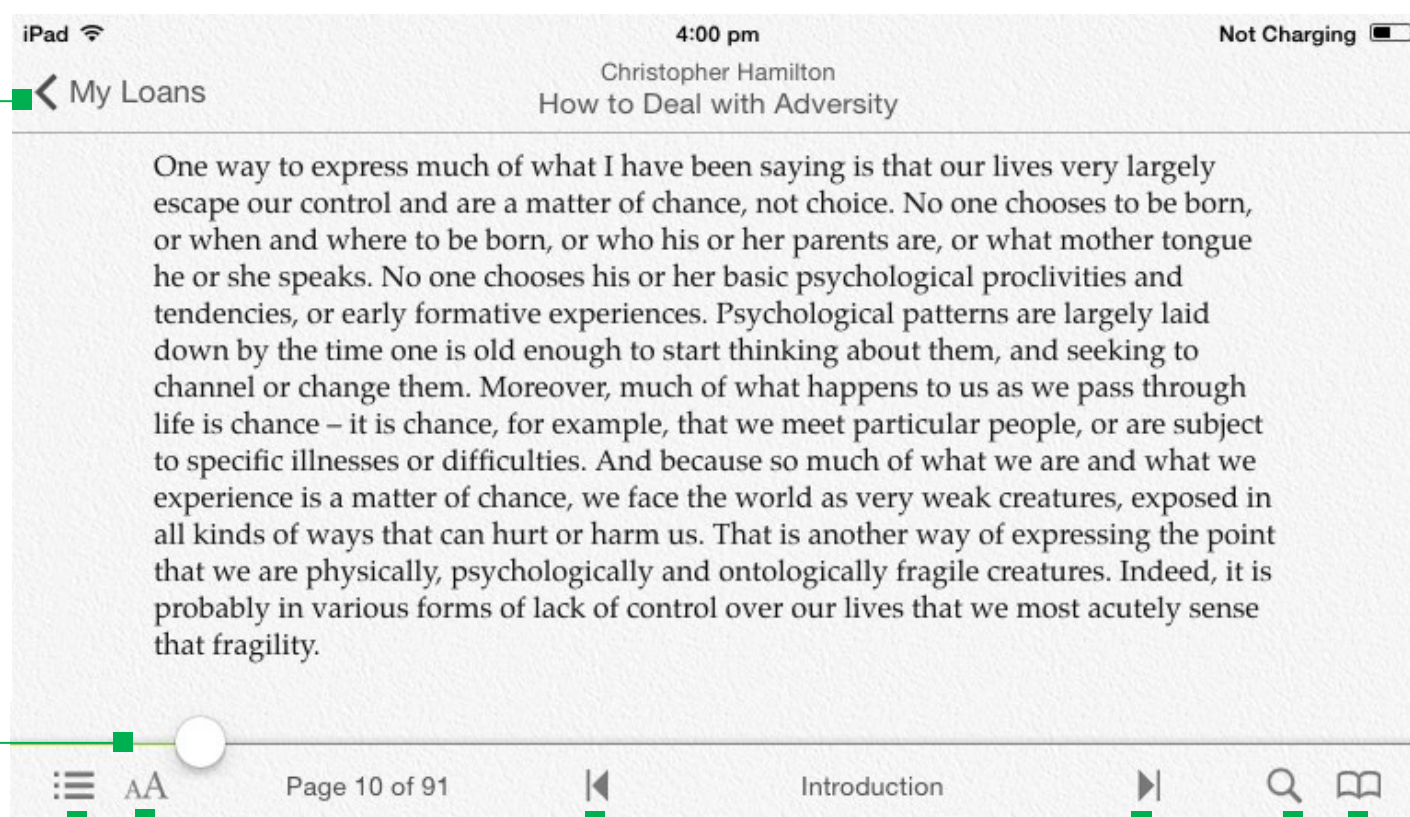
Download and read now or keep browsing and download later

Read an eBook

From the **My Loans** page:

- Tap The **cover image**
- Tap The centre of the page to show (or hide) the **menu options** at the top and bottom of the page
- Swipe The screen to turn the page, or
- Tap The side of the page to turn the page

Return to the **My Loans** page



Progress through eBook

Table of contents

Adjust font and display

Go back to previous chapter

Skip to next chapter

Search book

View bookmarks

Bookmarks

When you return to the My Loans screen or close the app BorrowBox will automatically bookmark the last page you were reading.

You can also insert your own bookmarks while reading:

- Tap The centre of the screen to hide the menu options at the top and bottom of the page
- Tap The top right corner of the page. The corner of the page will fold down and turn green to represent a bookmark

To view your bookmarks:

- Tap The centre of the screen to show the menu options at the top and bottom of the page
- Tap The **View bookmarks** icon

Dictionary

You can define words in the eBook using an inbuilt dictionary.

To define a word:

- Press Your finger to the word until a magnifying glass appears
- Tap **Define** and the definition will appear
- Tap **Manage** for a list of the different language dictionaries that are available to download

To perform a full text search for a word:

- Press Your finger to the word until a magnifying glass appears
- Tap **Search** and a list of all the times that word appears in the book will appear on the right of the page

Questions?

If have any questions or experience problems using the BorrowBox app Griffith City Library staff are always available to help.

Phone 6962 8300

Email library@griffith.nsw.gov.au

Visit 233-237 Banna Ave, Griffith NSW 2680

Facebook Griffith Library

Griffith City Library

233-237 Banna Ave

02 6962 8300

library@griffith.nsw.gov.au

www.wrl.nsw.gov.au

wrl.eventbrite.com.au



Find us on:

